

PROCLAMATION

WHEREAS, there were 118 child abuse and neglect investigations in Panola County during 2017. There were 17 confirmed victims of physical abuse, 6 victims of sexual abuse, 12 victims of physical neglect, 1 victim of sex trafficking, and 81 victims of neglectful supervision in Panola County during 2017. There was an average of 78 children in foster care in Panola County during 2017; and there were 28 children removed from their homes during 2017.

WHEREAS, child abuse prevention is a community responsibility and finding solutions depends on involvement among all people; and

WHEREAS, communities must make every effort to promote programs that benefit children and their families; and

WHEREAS, effective child abuse prevention programs succeed because of partnerships among a variety of entities including but not limited to schools, religious organizations, law enforcement agencies, child protective services, prosecution agencies, medical professionals, mental health professionals, children's advocacy centers and other community-based non profit organizations; and

WHEREAS, "Children are our Future" and everyone in the community should become more aware of child abuse prevention and consider helping parents raise their children in a safe, nurturing environment as well as supporting local professionals dedicated to meeting the needs of child abuse victims;

NOW, THEREFORE, the Commissioners' Court of Panola County, Texas does hereby proclaim the month of April, 2018


CHILD ABUSE PREVENTION MONTH

in Panola County, and urges all citizens to join with the Rusk-Panola Children's Advocacy Center, and the Panola County Department of Protective and Family Services to help prevent these cases of child abuse.


Dated this 3rd day of April, 2018.




Lee Ann Jones, County Judge




Ronnie LaGrone
Commissioner, Precinct 1



John Gradberg
Commissioner, Precinct 2



Craig M. Lawless
Commissioner, Precinct 3



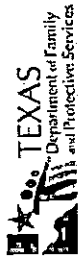
Dale LaGrone
Commissioner, Precinct 4

ATTEST:



Bobbie Davis, County Clerk





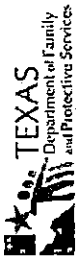
Child Protective Services Summary Report for the Texas Council of Child Welfare Boards

Fiscal Year : 2017

Region: 004 County: PANOLA

Description	September	October	November	December	January	February	March	April	May	June	July	August
Intakes Assigned	18	26	14	15	13	23	29	19	17	15	17	29
Investigations Completed	20	18	14	17	14	7	18	13	15	13	7	18
Children Removed From Home	4	5	1	4	3	1	0	1	0	0	2	6
Children Removed From Home African American	0	2	0	0	1	0	0	0	0	0	0	0
Children Removed From Home Anglo	3	0	1	4	2	1	0	1	0	1	0	5
Children Removed From Home Hispanic	1	3	0	0	0	0	0	0	0	0	0	0
Children Removed From Home Other	0	0	0	0	0	0	0	0	0	0	2	1
Family Based Safety Services Open at the End of the Month	9	8	9	6	5	5	6	9	12	12	10	9
Children in Subcare	45	50	50	54	51	52	48	42	38	37	37	42
Children in Subcare Ages 0 - 2	10	10	10	11	9	10	8	8	6	6	6	9
Children in Subcare Ages 0 - 2 Male	4	4	3	4	4	4	3	3	2	2	2	4
Children in Subcare Ages 0 - 2 Female	6	6	7	7	5	6	5	5	4	4	4	5
Children in Subcare Ages 3 - 5	7	7	7	7	6	5	3	3	3	4	5	6
Children in Subcare Ages 3 - 5 Male	4	5	5	5	4	3	1	0	0	1	1	2
Children in Subcare Ages 3 - 5 Female	3	2	2	2	2	2	2	3	3	3	4	4
Children in Subcare Ages 6 - 9	11	13	12	12	14	15	15	12	12	12	10	11
Children in Subcare Ages 6 - 9 Male	9	10	10	10	12	13	13	10	10	10	9	9
Children in Subcare Ages 6 - 9 Female	2	3	2	2	2	2	2	2	2	2	1	2
Children in Subcare Ages 10 - 13	12	14	15	16	15	15	15	13	12	10	11	11
Children in Subcare Ages 10 - 13 Male	8	9	9	11	13	13	13	11	10	8	9	9
Children in Subcare Ages 10 - 13 Female	4	5	6	5	2	2	2	2	2	2	2	2
Children in Subcare Ages 14 - 17	5	6	6	8	7	7	7	6	5	5	5	4
Children in Subcare Ages 14 - 17 Male	3	4	4	5	5	5	5	5	5	5	5	4
Children in Subcare Ages 14 - 17 Female	2	2	2	3	2	2	2	1	0	0	0	0
Children in Subcare Ages 18 and Above	0	0	0	0	0	0	0	0	0	0	0	1
Children in Subcare Ages 18 and Above Male	0	0	0	0	0	0	0	0	0	0	0	1
Children in Subcare Ages 18 and Above Female	0	0	0	0	0	0	0	0	0	0	0	0
Children in Subcare Placed in County from This County	22	25	25	30	25	25	24	26	25	24	24	25

Notes:
 The children in subcare and their age and gender breakdown is by placement county prior to fiscal year 2009 and by legal county for fiscal year 2009 forward.
 The sum of all exit types may not match the sum of children exiting care (see Outcomes) because children exiting care includes adoptions consummated out-of-state.
 The sum of male and female counts may not match the count of children in each age group due to the possibility of undetermined gender.
 TCCWB_01c reflects data (counts and totals) as of the last day of the month prior to the "MDC - Warehouse Data As of" date listed below.



Child Protective Services Summary Report for the Texas Council of Child Welfare Boards

Fiscal Year: 2017

County: PANOLA

Region: 004

Description	September	October	November	December	January	February	March	April	May	June	July	August
Children in Subcare Placed in County from Another County	12	9	8	13	13	12	12	14	17	16	16	19
Children in Subcare Placed Outside County	23	25	25	24	26	27	24	16	13	13	13	17
Children in Kinship Care	31	34	35	40	29	30	28	28	21	21	17	20
Children with PMC/Parental Rights Terminated	6	6	9	12	12	12	16	15	15	16	16	16
Children Awaiting Adoption	5	5	5	5	5	8	8	7	11	12	12	13
Children Not Awaiting Adoption	1	1	4	7	7	4	8	8	4	4	4	3
Children Exited Care (Outcomes)	1	1	3	0	6	0	1	3	2	4	1	8
Exit Type Adoptions Consummated	0	0	0	0	0	0	0	0	0	0	0	0
Exit Type Reunification	1	1	3	0	2	0	0	0	0	0	0	0
Exit Type Custody Given to Relatives	0	0	0	0	4	0	1	2	2	2	1	0
Exit Type Emancipated	0	0	0	0	0	0	0	0	0	0	0	1
Exit Type Other	0	0	0	0	0	0	0	1	0	0	0	0
Average Daily Caseload Investigation	12.4	13.3	12.1	10.7	6.8	7.1	11.8	9.6	6.9	5.7	11.5	15.7
Average Daily Caseload Family Based Services	16.0	16.5	13.5	10.5	0	1	2	2.8	3.1	3	4.5	8.6
Average Daily Caseload Substitute Care	29.7	31.7	34.3	32.2	32.7	31.6	31.1	32.9	32.6	33.1	31.2	29.0

Notes:
 The children in subcare and their age and gender breakdown is by placement county prior to fiscal year 2009 and by legal county for fiscal year 2009 forward.
 The sum of all exit types may not match the sum of children exiting care (see Outcomes) because children exiting care includes adoptions consummated out-of-state.
 The sum of male and female counts may not match the count of children in each age group due to the possibility of undetermined gender.
 TCCWB_01c reflects data (counts and totals) as of the last day of the month prior to the "MDC - Warehouse Data As of" date listed below.